



MIDAS Financing Limited and its subsidiary
Consolidated Balance Sheet (Un-audited)

As at March 31, 2017



Particulars	Amount in Taka	
	March 31, 2017	Dec 31, 2016
PROPERTY AND ASSETS		
Cash	171,071,726	150,450,172
Cash in hand	7,266,013	10,881,991
Balance with Bangladesh Bank and its agent	163,805,713	139,568,181
Balance with other banks and financial institutions	576,187,950	474,416,305
Inside Bangladesh	576,187,950	474,416,304
Outside Bangladesh	-	-
Money at call and short notice	-	-
Investment	290,232,841	266,064,975
Government	-	-
Others	290,232,841	266,064,975
Lease, loans and advances	9,023,590,898	8,744,961,162
Fixed assets including land, building, furniture and fixtures	508,387,346	512,586,301
Other assets	306,970,659	195,278,445
Non-banking assets	52,700,000	52,700,000
Total Assets	10,929,141,420	10,396,457,360
LIABILITIES AND CAPITAL		
Liabilities		
Borrowings from other banks, financial institutions and agents	1,161,492,519	1,336,884,759
Deposits and other accounts	7,106,732,705	6,656,210,874
Term deposits	7,088,136,660	6,637,383,599
Other deposits	18,596,045	18,827,275
Other liabilities	1,348,000,431	1,249,316,825
Total Liabilities	9,616,225,655	9,242,412,458
Capital/Shareholders' equity	1,312,913,652	1,154,042,735
Paid-up capital	1,202,686,760	1,202,686,760
General reserve	-	-
Statutory reserve	54,190,819	61,072,846
Retained earnings	56,036,072	(109,716,871)
Non-controlling interest	2,113	2,167
Total Liabilities & Shareholders' Equity	10,929,141,420	10,396,457,360
OFF BALANCE SHEET ITEMS		
Contingent liabilities		
Acceptances and endorsements	-	-
Letters of guarantee	75,000,000	75,000,000
Irrevocable letters of credit	-	-
Bills for collection	-	-
	75,000,000	75,000,000
Other commitments		
Documentary credits and short term trade related transactions	-	-
Forward assets purchased and forward deposits placed	-	-
Undrawn note issuance and revolving underwriting facilities	-	-
Undrawn formal standby facilities, credit lines and other commitments	993,859,659	1,105,598,190
Claims against the bank not acknowledged as debts	-	-
Total	993,859,659	1,105,598,190
TOTAL OFF BALANCE SHEET ITEMS INCLUDING CONTINGENT LIABILITIES	1,068,859,659	1,180,598,190
Net Assets Value (NAV) Per Share	10.92	9.60

 Chairman
 Director

 Managing Director



 Chief Financial Officer

 Company Secretary

MIDAS Financing Limited and its subsidiary
Consolidated Profit and Loss Account (Un-audited)
For the 1st quarter ended March 31, 2017



Particulars	Amount in Taka	
	Jan 1, 2017 to March 31, 2017	Jan 1, 2016 to March 31, 2016
Interest income	262,178,651	210,747,629
Interest on deposits & borrowings, etc.	183,896,624	132,232,807
Net interest income	78,282,027	78,514,822
Income from Investment	38,221,264	11,681,949
Commission, exchange and brokerage	-	375,000
Other operating income	26,601,491	24,495,321
	64,822,755	36,552,270
Total operating income	143,104,783	115,067,093
Salaries and allowances	24,122,863	24,654,064
Rent, taxes, insurances, electricity, etc.	3,391,058	3,237,748
Legal expenses	3,660,811	2,458,627
Postage, stamps, telecommunication, etc.	900,553	965,207
Stationery, printings, advertisements, etc.	1,426,346	1,444,376
Managing Director's salary and benefits	1,585,999	1,543,417
Directors' fees and expenses	548,339	368,000
Auditors' fees	-	-
Depreciation and repair of company's assets	4,862,940	6,787,940
Other expenses	3,958,511	5,044,028
Total operating expenses	44,457,420	46,503,407
Profit before Provision	98,647,363	68,563,686
General provisions	19,537,035	(12,893,187)
Specific provisions	(2,916,169)	15,901,198
Provisions for diminution in value of investments	(15,989,855)	15,293,978
Other provisions	(500,000)	-
Total Provision	131,011	18,301,989
Total profit before tax	98,516,352	50,261,697
Current tax	20,755,551	11,240,570
Deferred tax	-	-
	20,755,551	11,240,570
Net profit after tax	77,760,801	39,021,127
Attributable to:		
Shareholders of the Company	77,760,755	39,021,087
Non-controlling interest	46	40
	77,760,801	39,021,127
Appropriations to:		
General reserve	-	-
Statutory reserve	16,895,942	6,891,541
	16,895,942	6,891,541
Retained surplus	60,864,813	32,129,545
Earnings Per Share (EPS)	0.65	0.32


 Chairman
 Director


Managing Director



Chief Financial Officer


Company Secretary


MIDAS Financing Limited and its subsidiary
Consolidated Cash Flow Statement (Un-audited)
For the period from Jan 1, 2017 to March 31, 2017



Particulars	Amount in Taka	
	Jan 1, 2017 to March 31, 2017	Jan 1, 2016 to March 31, 2016
Cash Flow from Operating Activities		
Interest received	247,797,964	209,210,886
Interest paid	(131,517,744)	(98,417,108)
Dividend and capital gain received	5,381,476	3,264,109
Fees & commission received	-	375,000
Recoveries of loans previously written off	4,737,324	3,476,864
Cash payments to employees	(25,708,862)	(26,197,481)
Cash payments to suppliers	(1,426,346)	(1,444,376)
Income tax paid	(8,181,786)	(5,988,056)
Received from other operating activities	59,441,280	32,913,161
Payments for other operating activities	(13,011,629)	(14,078,160)
Operating profit before changes in operating assets & liabilities	137,511,676	103,114,840
Changes in operating assets and liabilities		
Purchases/Sale of trading securities	(24,167,866)	(22,468,546)
Loans and lease finance to customers	(278,629,736)	(865,782,397)
Other assets	(12,756,907)	(9,498,420)
Deposits from Banks & individuals	450,521,831	754,907,641
Other liabilities	25,418,069	(25,765,158)
Sub Total	160,385,391	(168,606,880)
A) Net Cash from Operating Activities	297,897,068	(65,492,040)
Cash flow from Investing Activities		
Purchases/sale of property, plant & equipments	(111,629)	(264,718)
B) Net Cash from Investing Activities	(111,629)	(264,718)
Cash flow from Financing Activities		
Increase/(decrease) of borrowings	(175,392,240)	99,194,412
Dividend		
C) Net Cash from Financing Activities	(175,392,240)	99,194,412
D) Net Increase/(Decrease) in Cash & Cash Equivalents (A+B+C)	122,393,199	33,437,654
E) Cash and cash equivalents at the beginning of the year	624,866,477	411,484,511
F) Cash and cash equivalents at the end of the year (D+E)	747,259,676	444,922,165
Net operating cash flow per share (NOCFPS)	2.48	(0.54)


Chairman

Director


Managing Director



Chief Financial Officer



Company Secretary

MIDAS Financing Limited and its subsidiary
Consolidated Statement of Changes in Equity (Un-audited)
For the period from Jan 1,2017 to March 31,2017



Particulars	Paid-up Capital Taka	Statutory Reserve Taka	Retained Earnings Taka	Total Taka
Balance as at January 1,2017	1,202,686,760	61,072,846	(109,716,872)	1,154,042,735
Prior year adjustment	-	16,222,032	64,888,127	81,110,159
Balance as on January 01, 2017 after prior year adjustment	1,202,686,760	77,294,877	(44,828,744)	1,235,152,894
Changes During the Year				
Profit/(Loss) for the period	-	-	77,760,759	77,760,759
Transfer from statutory reserve	-	(40,000,000)	40,000,000	-
Transfer to statutory reserve	-	16,895,942	(16,895,942)	-
Net change	-	(23,104,058)	100,864,817	77,760,759
Balance as at March 31, 2017	1,202,686,760	54,190,819	56,036,072	1,312,913,653
Balance as at July 1, 2016	1,202,686,760	158,728,657	(291,350,870)	1,070,064,547
Changes During the Year				
Profit for the year	-	-	83,978,188	83,978,188
Transfer from statutory reserve	-	(120,000,000)	120,000,000	-
Transfer to statutory reserve	-	22,344,189	(22,344,189)	-
Net change	-	(97,655,811)	181,633,998	83,978,188
Balance as at December 31, 2016	1,202,686,760	61,072,846	(109,716,872)	1,154,042,735


Chairman


Director


Managing Director


Chief Financial Officer


Company Secretary