

MIDAS Financing Limited and its subsidiary

Financial Statements (Un-audited)


As at and for the period ended March 31, 2023

MIDAS Financing Limited and its subsidiary
Condensed Consolidated Balance Sheet (Un-audited)
As at 31 March 2023




Particulars	Note	31 March 2023	31 Dec. 2022
		Taka	Taka
PROPERTY AND ASSETS			
Cash		86,850,952	97,377,501
Cash in hand (Including foreign currency)	3(a)	335,395	318,472
Balance with Bangladesh Bank and its agent bank(s) (Including foreign currency)	3(b)	86,515,557	97,059,029
Balance with other banks and financial institutions		522,653,251	599,240,952
Inside Bangladesh	4(a)	522,653,251	599,240,952
Outside Bangladesh		-	-
Money at call and short notice	5	-	-
Investments		331,140,489	331,724,147
Government		-	-
Others	6(a)	331,140,489	331,724,147
Lease, loans and advances	7(a)	9,757,517,638	9,950,695,848
Fixed assets including land, building, furniture and fixtures	8(a)	167,144,562	169,717,022
Investment property-Building	8.1.(a)	267,137,501	269,250,171
Other assets	9(a)	527,576,158	479,783,706
Non-banking assets	10	95,150,990	95,150,990
TOTAL ASSETS		11,755,171,541	11,992,940,338
LIABILITIES AND CAPITAL			
Liabilities			
Borrowings from other banks, financial institutions and agents	11(a)	2,593,130,177	2,657,667,147
Deposits and other accounts		5,612,821,342	5,803,428,198
Term deposits	12(a)	5,592,047,733	5,783,140,293
Other deposits	12(b)	20,773,609	20,287,906
Other liabilities	13(a)	2,142,798,923	1,862,711,512
Total liabilities		10,348,750,441	10,323,806,858
Capital/Shareholders' equity		1,406,419,021	1,669,131,429
Paid-up capital	14.2	1,438,925,070	1,438,925,070
General reserve	15	-	-
Statutory reserve	16	143,091,535	143,091,535
Retained earnings	17(a)	(175,597,585)	87,114,824
Non-controlling interest		2,079	2,051
TOTAL LIABILITIES & SHAREHOLDERS' EQUITY		11,755,171,541	11,992,940,338
CONSOLIDATED OFF - BALANCE SHEET ITEMS			
Contingent liabilities	18.1		
Acceptances and endorsements		-	-
Letters of guarantee		-	-
Irrevocable letters of credit		-	-
Bills for collection		-	-
Total		-	-
Other commitments	18.2		
Documentary credits and short term trade related transactions		-	-
Forward assets purchased and forward deposits placed		-	-
Undrawn note issuance and revolving underwriting facilities		-	-
Undrawn formal standby facilities, credit lines and other commitments		-	-
Claims against the bank not acknowledged as debts		-	-
Total		-	-
TOTAL OFF BALANCE SHEET ITEMS INCLUDING CONTINGENT LIABILITIES			
		-	-
Net assets value (NAV) per share (Restated)	35(a)	9.77	11.60


Chairman


Director


Managing Director


Chief Financial Officer


Company Secretary



MIDAS Financing Limited and its subsidiary
Condensed Consolidated Profit and Loss Account (Un-audited)
For the year ended 31 March 2023



Particulars	Notes	31 March 2023	31 March 2022
		Taka	Taka
Interest income	20(a)	116,282,163	168,071,082
Interest on deposits & borrowings, etc.	21(a)	255,621,477	203,786,338
Net interest income		(139,339,313)	(35,715,256)
Income from investment	22(a)	6,865,633	8,624,598
Commission, exchange and brokerage		-	-
Other operating income	23(a)	18,609,848	19,951,096
Total operating income		(113,863,832)	(7,139,562)
Salary and allowances	24(a)	34,661,721	30,031,933
Rent, taxes, insurances, electricity, etc.	25(a)	3,286,858	2,935,689
Legal expenses	26(a)	459,100	824,116
Postage, stamp, telecommunication, etc.	27(a)	1,089,850	780,456
Stationery, printing, advertisements, etc.	28(a)	524,526	1,164,079
Managing Director's salary and benefits	29	2,214,500	2,018,001
Directors' fees and expenses	30(a)	237,600	358,400
Auditors' fees		47,438	47,438
Depreciation and repair of company's assets	31(a)	6,279,526	5,709,982
Other expenses	32(a)	2,985,692	2,742,313
Total operating expenses		51,786,810	46,612,407
Profit before provision		(165,650,642)	(53,751,970)
General provisions	33(a)	18,962,772	80,020,424
Specific provisions	33(b)	59,358,629	20,431,917
Diminution in value of investments	33(c)	7,833,299	10,400,196
Other provisions	33(f)	5,507,550	2,507,550
Provision for off balance sheet exposures		-	-
Total provision		91,662,250	113,360,087
Total profit before tax		(257,312,893)	(167,112,056)
Current tax	33(d)	5,673,556	6,817,991
Deferred tax	33(e)	(274,068)	(967,430)
		5,399,488	5,850,561
Net profit after tax		(262,712,381)	(172,962,618)
Attributable to			
Shareholders of the Company		(262,712,409)	(172,962,680)
Non-controlling interest		28	62
		(262,712,381)	(172,962,618)
Appropriations to			
General reserve	15	-	-
Statutory reserve	16	-	-
		(262,712,409)	(172,962,680)
Retained surplus			
		(262,712,409)	(172,962,680)
Earnings per Share (EPS) (Restated)	34(a)	(1.83)	(1.21)

Chairman

Director

Managing Director

Chief Financial Officer

Company Secretary



MIDAS Financing Limited and its subsidiary
Condensed Consolidated Statement of Cash Flows (Un-audited)
For the year ended 31 March 2023



Particulars	Notes	31 March 2023	31 March 2022
		Taka	Taka
A) Cash flow from operating activities			
Interest received		115,731,159	165,015,449
Interest paid		(207,918,594)	(123,708,075)
Dividend received		(4,043,560)	6,109,577
Fees & commission received		-	-
Recoveries of loans previously written off		(887,879)	2,987,425
Cash payments to employees		(36,876,221)	(32,049,934)
Cash payments to suppliers		(524,526)	(1,164,079)
Income tax paid		(5,459,956)	(6,832,918)
Received from other operating activities		14,598,528	22,316,871
Payments for other operating activities		(8,522,294)	(8,495,792)
Operating profit before changes in operating assets & liabilities		(133,903,342)	24,178,524
Changes in operating assets and liabilities			
Purchases/sale of trading securities		583,658	(2,020,127)
Loans and lease finance to customers		225,843,054	(314,148,386)
Other assets		(48,369,592)	51,173,571
Deposits from banks & individuals		(190,606,857)	216,585,444
Other liabilities		234,177,881	93,405,919
Sub Total		221,628,144	44,996,421
Net cash from operating activities		87,724,802	69,174,945
B) Cash flow from investing activities			
Sales proceeds of fixed assets		-	-
Purchases of fixed assets		(1,149,088)	(97,940)
Net cash from investing activities		(1,149,088)	(97,940)
C) Cash flow from financing activities			
Increase/(decrease) of borrowings		(64,536,971)	(137,484,356)
Dividend paid		-	-
Net cash from financing activities		(64,536,971)	(137,484,356)
D) Net increase/(decrease) in cash & cash equivalents (A+B+C)		22,038,743	(68,407,352)
E) Effects of exchange rate changes on cash & cash equivalents		-	-
F) Cash and cash equivalents at the beginning of the year		587,465,459	655,872,811
G) Cash and cash equivalents at the end of the period (D+E+F)*		609,504,203	587,465,459
* Cash and cash equivalents at the end of the period			
Cash in hand (including foreign currency)	3(a)	335,395	322,620
Balance with Bangladesh Bank and its agent bank (s) (including foreign currency)	3(b)	86,515,557	118,207,889
Balance with other banks and financial institutions	4(a)	522,653,251	468,934,950
Total		609,504,203	587,465,459
Net operating cash flow per share (NOCFPS) (Restated)	36(a)	0.61	0.50

Chairman

Director

Managing Director

Chief Financial Officer

Company Secretary



MIDAS Financing Limited and its subsidiary
Condensed Consolidated Statement of Changes in Equity (Un-audited)
For the year ended 31 March 2023




Particulars	Attributable to equity holders of the company				Non-Controlling Interest	Total Equity
	Paid-up Capital	Statutory Reserve	Retained Earnings	Total		
	Taka	Taka	Taka	Taka	Taka	Taka
Balance as at January 1, 2023	1,438,925,070	143,091,535	87,114,824	1,669,131,431	2,051	1,669,133,482
Stock dividend for 2022	-	-	-	-	-	-
Cash dividend for 2022	-	-	-	-	-	-
Restated balance	1,438,925,070	143,091,535	87,114,824	1,669,131,431	2,051	1,669,133,482
Items involves in changes in equity						
Profit/(loss) for the period	-	-	(262,712,409)	(262,712,409)	28	(262,712,381)
Transfer to statutory reserve	-	-	-	-	-	-
Balance as at March 31, 2023	1,438,925,070	143,091,535	(175,597,585)	1,406,419,021	2,079	1,406,421,100

MIDAS Financing Limited and its subsidiary
Consolidated Statement of Changes in Equity
For the year ended 31 December 2022

Particulars	Attributable to equity holders of the company				Non-Controlling Interest	Total Equity
	Paid-up Capital	Statutory Reserve	Retained Earnings	Total		
	Taka	Taka	Taka	Taka	Taka	Taka
Balance as at January 1, 2022	1,424,678,291	140,714,913	109,384,298	1,674,777,503	2,077	1,674,779,580
Stock dividend for 2021	14,246,779	-	(14,246,779)	-	-	-
Cash Dividend for 2021	-	-	(14,246,779)	(14,246,779)	-	(14,246,779)
Restated balance	1,438,925,070	140,714,913	80,890,740	1,660,530,724	2,077	1,660,532,801
Items involves in changes in equity						
Profit/(loss) for the period	-	-	8,600,706	8,600,706	(26)	8,600,680
Transfer to statutory reserve	-	2,376,622	(2,376,622)	-	-	-
Balance as at December 31, 2022	1,438,925,070	143,091,535	87,114,824	1,669,131,429	2,051	1,669,133,481


Chairman


Director

Managing Director


Chief Financial Officer


Company Secretary



MIDAS Financing Limited
Condensed Balance Sheet (Un-audited)
As at 31 March 2023



Particulars	Notes	31 March 2023	31 Dec. 2022
		Taka	Taka
PROPERTY AND ASSETS			
Cash		86,849,517	97,370,544
Cash in hand (Including foreign currency)	3.1	333,960	311,515
Balance with Bangladesh Bank and its agent bank(s) (Including foreign currency)	3.2	86,515,557	97,059,029
Balance with other banks and financial institutions		510,324,743	582,522,738
Inside Bangladesh	4.1	510,324,743	582,522,738
Outside Bangladesh			
Money at call and short notice	5	-	-
Investments		241,378,746	236,880,653
Government		-	-
Others	6	241,378,746	236,880,653
Lease, loans and advances	7	9,765,189,005	10,146,585,760
Fixed assets including land, building, furniture and fixtures	8	131,072,284	134,001,400
Investment property-Building	8.1	131,701,807	132,962,680
Other assets	9	607,054,870	612,672,762
Non-banking assets	10	95,150,990	95,150,990
TOTAL ASSETS		11,568,721,962	12,038,147,528
LIABILITIES AND CAPITAL			
Liabilities			
Borrowings from other banks, financial institutions and agents	11	2,593,130,177	2,657,667,147
Deposits and other accounts		5,612,821,342	6,008,428,198
Term deposits	12.1	5,592,047,733	5,988,140,293
Other deposits		20,773,609	20,287,906
Other liabilities	13	1,965,279,483	1,708,444,480
Total liabilities		10,171,231,002	10,374,539,826
Capital/Shareholders' equity		1,397,490,960	1,663,607,702
Paid-up capital	14.2	1,438,925,070	1,438,925,070
General reserve	15		
Statutory reserve	16	143,091,535	143,091,535
Retained earnings	17	(184,525,645)	81,591,098
TOTAL LIABILITIES & SHAREHOLDERS' EQUITY		11,568,721,962	12,038,147,528
OFF - BALANCE SHEET ITEMS			
Contingent liabilities	18.1		
Acceptances and endorsements		-	-
Letters of guarantee		-	-
Irrevocable letters of credit		-	-
Bills for collection		-	-
Total		-	-
Other commitments	18.2		
Documentary credits and short term trade related transactions		-	-
Forward assets purchased and forward deposits placed		-	-
Undrawn note issuance and revolving underwriting facilities		-	-
Undrawn formal standby facilities, credit lines and other commitments		-	-
Claims against the Bank not acknowledged as debts		-	-
Total		-	-
TOTAL OFF BALANCE SHEET ITEMS INCLUDING CONTINGENT LIABILITIES		-	-
Net assets value (NAV) per share (Restated)	35	9.71	11.56

Chairman

Director

Managing Director

Chief Financial Officer

Company Secretary



MIDAS Financing Limited
Condensed Profit and Loss Account (Un-audited)
For the year ended 31 March 2023



Particulars	Notes	31 March 2023	31 March 2022
		Taka	Taka
Interest income	20	115,932,008	173,378,222
Interest on deposits & borrowings, etc.	21	256,546,144	208,294,825
Net interest income		(140,614,136)	(34,916,603)
Income from investment	22	4,910,811	5,965,809
Commission, exchange and brokerage		-	-
Other operating income	23	11,944,431	12,961,673
Total operating income		(123,758,894)	(15,989,121)
Salary and allowances	24	32,882,869	29,256,488
Rent, taxes, insurances, electricity, etc.	25	2,951,403	2,794,876
Legal expenses	26	459,100	824,116
Postage, stamp, telecommunication, etc.	27	1,039,231	734,678
Stationery, printing, advertisements, etc.	28	506,640	1,148,994
Managing Director's salary and benefits	29	2,214,500	2,018,001
Directors' fees and expenses	30	237,600	334,400
Auditors' fees		47,438	47,438
Depreciation and repair of company's assets	31	5,195,335	4,686,422
Other expenses	32	2,575,752	2,670,115
Total operating expenses		48,109,867	44,515,528
Profit before provision		(171,868,762)	(60,504,649)
General provisions	33	18,962,772	80,020,424
Specific provisions	33	59,358,629	20,431,917
Diminution in value of investments	33	7,500,000	14,542,486
Other provisions	33	4,200,000	1,200,000
Provision for off balance sheet exposures		-	-
Total provision		90,021,401	116,194,827
Profit before tax		(261,890,163)	(176,699,476)
Current tax		4,226,581	4,613,301
Deferred tax		-	(689,108)
		4,226,581	3,924,193
Net profit after taxation		(266,116,744)	(180,623,669)
Appropriations to			
General reserve	15	-	-
Statutory reserve	16	-	-
		-	-
Retained surplus		(266,116,744)	(180,623,669)
Earnings per Share (EPS) (Restated)	34	(1.85)	(1.27)

Chairman

Director

Managing Director

Chief Financial Officer

Company Secretary




MIDAS Financing Limited
Condensed Statement of Cash Flows (Un-audited)
For the year ended 31 March 2023




Particulars	Notes	31 March 2023	31 March 2022
		Taka	Taka
A) Cash flow from operating activities			
Interest received		115,381,005	170,322,590
Interest paid		(213,651,625)	(129,735,357)
Dividend received		(5,089,029)	5,305,307
Fees & commission received		-	-
Recoveries of loans previously written off		(887,879)	2,987,425
Cash payments to employees		(35,097,369)	(31,274,489)
Cash payments to suppliers		(506,640)	(1,148,994)
Income tax paid		(4,680,947)	(5,433,612)
Received from other operating activities		11,944,431	13,622,174
Payments for other operating activities		(7,621,058)	(8,222,435)
Operating profit before changes in operating assets & liabilities		(140,209,111)	16,422,609
Changes in operating assets and liabilities			
Purchases/sale of trading securities		(4,498,092)	455,992
Loans and lease finance to customers		414,061,599	(319,022,183)
Other assets		(38,035)	51,717,927
Deposits from banks & individuals		(395,606,857)	216,585,444
Other liabilities		222,086,557	94,429,947
Sub total		236,005,171	44,167,127
Net cash from operating activities		95,796,060	60,589,736
B) Cash flow from investing activities			
Sales proceeds of fixed assets		-	-
Purchases of fixed assets		(647,374)	(97,940)
Net cash from investing activities		(647,374)	(97,940)
C) Cash flow from financing activities			
Increase/(decrease) of borrowings		(64,536,971)	(137,484,356)
Dividend paid		-	-
Net cash from financing activities		(64,536,971)	(137,484,356)
D) Net increase/(decrease) in cash & cash equivalents (A+B+C)		30,611,716	(76,992,559)
E) Effects of exchange rate changes on cash & cash equivalents		-	-
F) Cash and cash equivalents at the beginning of the year		566,562,544	643,555,103
G) Cash and cash equivalents at the end of the period (D+E+F)*		597,174,260	566,562,544
* Cash and cash equivalents at the end of the period			
Cash in hand (including foreign currency)	3.1	333,960	319,183
Balance with Bangladesh Bank and its agent bank (s) (including foreign currency)	3.2	86,515,557	118,207,889
Balance with other banks and financial institutions	4	510,324,743	448,035,472
Total		597,174,260	566,562,544
Net operating cash flow per share (NOCFPS) (Restated)	36	0.67	0.43


Chairman


Director


Managing Director


Chief Financial Officer


Company Secretary



MIDAS Financing Limited
Condensed Statement of Changes in Equity (Un-audited)
For the year ended 31 March 2023




Particulars	Paid-up Capital	Statutory Reserve	Retained Earnings	Total
	Taka	Taka	Taka	Taka
Balance as at January 1, 2023	1,438,925,070	143,091,535	81,591,098	1,663,607,702
Stock dividend for 2022	-	-	-	-
Cash dividend for 2022	-	-	-	-
Restated balance	1,438,925,070	143,091,535	81,591,098	1,663,607,704
Items involves in changes in equity				
Profit/(loss) for the period	-	-	(266,116,744)	(266,116,744)
Transfer to statutory reserve	-	-	-	-
Balance as at March 31, 2023	1,438,925,070	143,091,535	(184,525,645)	1,397,490,960

MIDAS Financing Limited
Statement of Changes in Equity
For the year ended 31 December 2022


Particulars	Paid-up Capital	Statutory Reserve	Retained Earnings	Total
	Taka	Taka	Taka	Taka
Balance as at January 1, 2022	1,424,678,291	140,714,913	100,578,169	1,665,971,372
Stock dividend for 2021	14,246,779	-	(14,246,779)	-
Cash dividend for 2021	-	-	(14,246,779)	(14,246,779)
Restated balance	1,438,925,070	140,714,913	72,084,610	1,651,724,592
Items involves in changes in equity				
Profit/(loss) for the period	-	-	11,883,110	11,883,110
Transfer to statutory reserve	-	2,376,622	(2,376,622)	-
Balance as at December 31, 2022	1,438,925,070	143,091,535	81,591,098	1,663,607,702


Chairman


Director


Managing Director


Chief Financial Officer


Company Secretary





1. Legal status and nature of the company

1.1 Domicile, legal form and country of incorporation

MIDAS Financing Limited (MFL) is a Public Company Limited by shares incorporated on May 16, 1995

under the Companies Act, 1994 and authorized to commence its business operation in Bangladesh as per certificate of commencement of business. The Company obtained license from Bangladesh Bank on October 11, 1999 to operate as a Non Bank Financial Institution under the Financial Institutions Act, 1993. The Company has been listed with Dhaka Stock Exchange Ltd. since October 26, 2002 and Chittagong Stock Exchange Ltd. since July 27, 2004. The registered office of the Company is situated at its own premises at MIDAS CENTRE, House # 05, Road # 16 (new)/ 27 (old), Dhanmondi R/A, Dhaka-1209. MIDAS Financing Limited has a subsidiary company named MIDAS Investment Limited (MIL) and MFL holds 99.9992% shares of MIL. MIL was incorporated on 9th April 2012 under the companies Act, 1994 bearing registration number C-100772/12 and operating Merchant Banking Business.

1.2 Principal activities and nature of operation

- Small and Medium Enterprise (SME) Finance
- Lease Finance
- Auto Finance
- Term Finance
- Micro Industries Finance
- Consumers Finance

- Housing Finance
- Loan against Lien of Securities
- Work Order Finance
- Term Deposit Collection
- Treasury Operation

1.3 Subsidiary Company

MIDAS Investment Limited (MIL)

MIDAS Financing Limited is the owner of 99.9992% of shares (2,49,99,800 nos. of shares of Tk. 10 each) of MIDAS Investment Limited (MIL). MIDAS Investment Limited is a Private Limited Company and incorporated under the Companies Act, 1994 on 09 April, 2012 bearing Registration No C-100772/12 with the Registrar of Joint Stock Companies and Firms. The registered office of the Company is MIDAS Centre (6th floor), House # 05, Road # 16 (new)/27 (old), Dhanmondi R/A, Dhaka-1209. The core business of the Company is Merchant Banking. The paid up capital of the Company is Tk. 25 crore.

2 Reporting:

This Second quarterly (half yearly) financial statements have been prepared based on International Accounting Standards (IAS) – 34: "Interim Financial Reporting".

These interim financial statements should be read in conjunction with the published financial statement for the year ended December 31, 2022, as they provide an update to previously reported information.

Accounting policies and method of computations:

Accounting policies and methods of computations followed in preparing these financial statements are consistent with those used in the annual financial statements, prepared and published for the year ended December 31, 2022.

Consolidation of operation of subsidiary

The consolidation of the financial statements have been made after eliminating all material intra group transactions.

The total profits of the Company and its subsidiary are shown in the consolidated profit and loss account with the proportion of profit after taxation pertaining to minority shareholders being deducted as 'non-controlling interest'.

Earnings per Share (EPS):

Earnings per share has been calculated based on number of shares outstanding for the period ended March 31, 2023 and profit for the same period. The number of shares outstanding for the period was 143,892,507. Earnings per share for the preceding period of 2022 has also been calculated based on the same number of shares.

Subsequent events:

No material events occurred after the reporting date, non-disclosure of which could affect the ability of the users of these financial statements to make proper evaluation and decision.

Date of authorisation:

The Board of directors has authorised this financial statements for public issue on October 16, 2023

Reclassifications:

To facilitate comparison, certain relevant balances pertaining to the previous period have been rearranged/ restated/reclassified, whenever considered necessary, to conform to current period's presentation.





Note	Particulars	Ref. Note	31 March 2023	31 Dec. 2022
			Taka	Taka
3	Cash			
	Cash in hand (including foreign currency)	3.1	333,960	311,515
	Balance with Bangladesh Bank and its agent bank(s) (including foreign currency)	3.2	86,515,557	97,059,029
	Total		86,849,517	97,370,544
3.1	Cash in hand (including foreign currency)			
	In local currency		333,960	311,515
	In foreign currency		-	-
	Total		333,960	311,515
3.2	Balance with Bangladesh Bank and its agent bank(s) (including foreign currency)			
	In local currency		86,515,557	97,059,029
	In foreign currency		-	-
	Total		86,515,557	97,059,029
3(a)	Consolidated cash			
	Consolidated cash in hand (including foreign currency)			
	MIDAS Financing Ltd.	3.1	333,960	311,515
	MIDAS Investment Ltd.		1,435	6,957
	Total		335,395	318,472
3(b)	Consolidated Balance with Bangladesh Bank and its agent bank(s) (including foreign currency)			
	MIDAS Financing Ltd.	3.2	86,515,557	97,059,029
	MIDAS Investment Ltd.		-	-
	Total		86,515,557	97,059,029
4	Balance with other banks and financial institutions			
	Inside Bangladesh	4.1	510,324,743	582,522,738
	Outside Bangladesh		-	-
	Total		510,324,743	582,522,738
4.1	Inside Bangladesh			
	STD accounts			
	Standard Bank Ltd.		97,540,308	123,340,007
	United Commercial Bank Ltd.		3,387,928	15,837,974
	IFIC Bank Ltd.		83,959	176,444
	Janata Bank Ltd.		-	-
	Mercantile Bank Ltd.		1,927,997	3,037,258
	Uttara Bank Ltd.		520	520
	Agrani Bank Ltd.		212,351	559,213
	AB Bank Ltd.		108,297	111,310
	Dutch Bangla Bank Ltd.		2,399,843	2,542,407
	One Bank Ltd.		245,226	296,355
	The Premier Bank Ltd.		1,023,769	1,226,075
	Pubali Bank Ltd.		1,147,476	1,970,352
	Bangladesh Development Bank Ltd.		6,112	6,112
	The City Bank		11,684	11,684
	Jamuna Bank Ltd.		9,525,884	10,656,961
	Mutual Trust Bank Ltd.		23,128	23,128
	Modhumoti Bank Ltd.		(531)	(531)
	Bangladesh Krishi Bank		35,052	35,052
	Total A		117,679,002	159,830,322
	Current accounts			
	United Commercial Bank Ltd.		189,034	235,709
	Agrani Bank Ltd.		107,998	107,998
	Total B		297,032	343,706
	Term deposits			
	United Commercial Bank Ltd.		55,000,000	55,000,000
	Jamuna Bank Ltd.		50,000,000	50,000,000
	Standard Bank Ltd.		60,000,000	90,000,000
	The City Bank Ltd.		50,000,000	50,000,000
	Bangladesh Industrial Finance and Investment Company Ltd.		22,348,709	22,348,709
	Exim Bank Ltd.		60,000,000	60,000,000
	Agrani Bank Limited		45,000,000	45,000,000
	Uttara Bank Ltd.		50,000,000	50,000,000
	Total C		392,348,709	422,348,709
	Total (A+B+C)		510,324,743	582,522,738





Note	Particulars	Ref. Note	31 March 2023	31 Dec. 2022
			Taka	Taka
4(a)	Consolidated balance with other banks and financial institutions			
	Inside Bangladesh			
	MIDAS Financing Ltd.	4.1	510,324,743	582,522,738
	MIDAS Investment Ltd.		12,328,508	221,718,215
	Adjustment for consolidation		-	(205,000,000)
			522,653,251	599,240,952
	Outside Bangladesh			
	MIDAS Financing Ltd.		-	-
	MIDAS Investment Ltd.		-	-
	Total		522,653,251	599,240,952
5	Money at call and short notice		-	-
6	Investment			
	a) Government securities		-	-
	b) Other investments			
	Investment in listed securities	6.1	223,809,296	214,311,203
	Investment in unlisted securities	6.2	17,569,450	22,569,450
	Total		241,378,746	236,880,653
6.1	Investment in listed securities			
	Details of listed securities (sector wise) are given below			
		No. of Share	Market Price	Cost Price
	Bank	610320	12,689,440	17,832,694
	Mutual Fund	300000	2,340,000	3,062,640
	Textile	226648	6,115,007	14,425,670
	Pharmaceutical and Chemicals	972000	146,894,400	188,488,293
	Total		168,038,847	214,311,204
6.2	Investment in unlisted securities			
		No. of Share		
	Central Depository Bangladesh Ltd.	571,181	4,569,450	4,569,450
	Financial Excellence Ltd.	300,000	3,000,000	3,000,000
	Lankabangla Securities Ltd.	-	-	5,000,000
	Bangladesh Ventures Ltd.	1,100,000	10,000,000	10,000,000
	Total		17,569,450	22,569,450
6(a)	Consolidated investment			
	a) Government securities			
	MIDAS Financing Ltd.		-	-
	MIDAS Investment Ltd.		-	-
	b) Other investment			
	MIDAS Financing Ltd.			
	Investment in listed securities	6.1	223,809,296	214,311,203
	Investment in unlisted securities	6.2	17,569,450	22,569,450
			241,378,746	236,880,653
	MIDAS Investment Ltd.			
	Investment in listed securities		79,761,743	84,843,493
	Investment in unlisted securities		10,000,000	10,000,000
			89,761,743	94,843,493
	Total		331,140,489	331,724,147





Note	Particulars	Ref. Note	31 March 2023	31 Dec. 2022
			Taka	Taka
7	Lease, loans and advances			
a) Inside Bangladesh				
	Lease receivable	7.a.i	913,930,310	931,417,198
	Term finance	7.a.ii	7,727,268,008	8,052,721,451
	Housing finance	7.a.iii	1,034,688,399	1,062,014,550
	Staff loan	7.a.iv	42,181,308	44,651,522
	Consumer credit	7.a.v	85,186	110,770
	Interest receivable	7.a.vi	47,035,794	55,670,269
			9,765,189,005	10,146,585,760
b) Outside Bangladesh			-	-
	Total (a+b)		9,765,189,005	10,146,585,760
7.a.i Lease receivable				
	Opening balance		931,417,198	895,952,305
	Add: Addition during the year		-	156,752,000
			931,417,198	1,052,704,305
	Less: Realization during the year		17,486,888	121,287,107
	Less: Write off		-	-
	Closing balance		913,930,310	931,417,198
7.a.ii Term finance				
	Opening balance		8,052,721,451	7,429,240,702
	Add: Addition during the year		27,942,000	1,711,241,742
			8,080,663,451	9,140,482,444
	Less: Realization during the year		353,395,443	1,059,847,974
	Less: Write off		-	27,913,019
	Closing balance		7,727,268,008	8,052,721,451
7.a.iii Housing finance				
	Opening balance		1,062,014,550	1,241,250,613
	Add: Addition during the year		2,642,310	34,210,340
			1,064,656,860	1,275,460,953
	Less: Realization during the year		29,968,461	213,446,403
	Closing balance		1,034,688,399	1,062,014,550
7.a.iv Staff loan				
	Opening balance		44,651,522	29,478,806
	Add: Addition during the year		1,150,000	23,578,000
			45,801,522	53,056,806
	Less: Realization during the year		3,620,214	8,405,284
	Closing balance		42,181,308	44,651,522
7.a.v Consumer credit				
	Opening balance		110,770	342,919
	Add: Addition during the year		-	-
			110,770	342,919
	Less: Realization during the year		25,584	232,149
	Closing balance		85,186	110,770
7.a.vi Interest receivable				
	Lease finance		2,219,770	2,416,387
	Term finance		41,806,373	50,070,076
	Housing finance		2,971,120	3,143,409
	Consumer credit		30	30
	Staff loan		38,501	40,367
	Total		47,035,794	55,670,269





Note	Particulars	Ref. Note	31 March 2023	31 Dec. 2022
			Taka	Taka
7(a)	Consolidated lease, loans and advances			
	Inside Bangladesh			
	MIDAS Financing Ltd.		9,765,189,005	10,146,585,760
	MIDAS Investment Ltd.		27,560,936	32,986,010
	Adjustment for consolidation		(35,232,303)	(228,875,922)
			9,757,517,638	9,950,695,848
	Outside Bangladesh			
	MIDAS Financing Ltd.		-	-
	MIDAS Investment Ltd.		-	-
	Total		9,757,517,638	9,950,695,848
8	Fixed assets including land, building, furniture and fixtures			
	Free hold assets		116,293,112	118,380,707
	Intangible assets		14,779,171	15,620,693
	Total		131,072,284	134,001,400
	A schedule of fixed assets including land, building, furniture and fixtures is given in Annexure-A			
8(a)	Consolidated fixed assets including land, building, furniture and fixtures	8		
	MIDAS Financing Ltd.		131,072,284	134,001,400
	MIDAS Investment Ltd.		36,072,279	35,715,622
	Total		167,144,562	169,717,022
	A schedule of consolidated fixed assets including land, building, furniture and fixtures is given in Annexure-B			
8.1	Investment property-Building Annexure-C		131,701,807	132,962,680
8.1.(a)	Consolidated Investment Property - Building Annexure-D		267,137,501	269,250,171
9	Others assets			
	Interest receivable on FDR		10,769,299	11,106,174
	Investment in MIDAS Investment Ltd.		249,998,000	249,998,000
	Advance against purchase of shares		14,284	612,670
	Advance income tax	9.1	161,792,890	157,111,943
	Advance against expenditure		5,400,702	3,980,971
	Advance office rent		1,450,900	1,450,900
	Security deposit	9.2	637,500	637,500
	Stamp, stationery etc, in hand		699,331	635,707
	Asset held for sale		8,522,976	8,522,976
	Receivable from rental income & others		93,753,415	94,840,348
	Dividend receivable		9,999,840	19,999,840
	Advance Against Purchase of Software		1,200,000	960,000
	Over due interest receivable		62,197,317	62,197,317
	Receivable Against BB Refinance		618,416	618,416
	Total		607,054,870	612,672,762
9.1	Advance income tax			
	Opening balance		157,111,943	133,124,679
	Add: Addition during the year		4,680,947	23,987,264
			161,792,890	157,111,943
	Less: Adjustment during the year		-	-
			161,792,890	157,111,943
9.2	Security deposit			
	Deposits with BTCL		9,000	9,000
	Deposits with Grameen Phone		11,000	11,000
	PUNARBHABA Security Service		45,000	45,000
	DPDC-Security Deposit-MIDAS Centre		558,000	558,000
	Solar Panel-Hathajari		5,000	5,000
	Electricity Meter-Feni		5,500	5,500
	Water bill- Security deposit- Cumilla		4,000	4,000
	Total		637,500	637,500
9(a)	Consolidated others assets	9		
	MIDAS Financing Ltd.		607,054,870	612,672,762
	MIDAS Investment Ltd.		170,519,288	117,108,944
	Adjustment for consolidation		(249,998,000)	(249,998,000)
	Total		527,576,158	479,783,706
10	Non-banking assets			
	Habib Vegetable Product Ltd.		67,085,523	67,085,523
	Biswas Febrics Ltd.		28,065,467	28,065,467
	Total		95,150,990	95,150,990
	MIDAS Financing limited was awarded absolute ownership of the mortgaged properties of the above mentioned clients, by the competent court against default loans.			





Note	Particulars	Ref. Note	31 March 2023	31 Dec. 2022
			Taka	Taka
11	Borrowings from other banks, financial institutions and agents			
	Secured		2,002,431,256	2,100,672,722
	Unsecured		590,698,920	556,994,426
			2,593,130,177	2,657,667,147
	Inside Bangladesh		2,593,130,177	2,657,667,147
	Outside Bangladesh		-	-
	Total		2,593,130,177	2,657,667,147
11.1	Inside Bangladesh			
	Term loan from other Banks & FIs	11.2	1,804,819,435	1,943,370,564
	Refinance against SME loan from Bangladesh Bank		1,862,501	3,495,834
	Refinance against Housing loan from Bangladesh Bank		4,490,585	4,780,445
	Refinance against SMEPD loan from Bangladesh Bank		6,250,000	6,250,000
	Loan from SME foundation		5,175,000	5,175,000
	Short term loan from Banks & FIs	11.3	770,532,656	694,595,305
	Call loan	11.4	-	-
	Total		2,593,130,177	2,657,667,147
11.2	Term loan from other Banks & FIs			
	Agrani Bank Ltd.		1,382,140,574	1,487,233,851
	One Bank Ltd.		-	-
	Midland Bank Ltd.		-	-
	Jamuna Bank Ltd.		47,318,347	49,337,082
	Modhumoti Bank Ltd.		-	-
	National Housing Finance & Investment Ltd.		-	-
	Shahjalal Islami Bank Ltd.		-	-
	Bangladesh Krishi Bank		375,360,514	406,799,631
	Total		1,804,819,435	1,943,370,564
11.3	Short term loan from Banks & FIs			
	Standard Bank Ltd.		-	-
	Pubali Bank Ltd.		60,387,195	60,573,815
	United Commercial Bank Ltd.		52,232,723	37,401,026
	Jamuna Bank Ltd.		52,035,819	30,234,098
	The City Bank Ltd.		45,399,410	43,593,143
	Agrani Bank Ltd.		512,533,640	476,719,332
	Uttara Bank Ltd.		47,943,870	46,073,891
	Total		770,532,656	694,595,305
11.4	Call loan			
	Sonali Bank Ltd.		-	-
	National Credit & Commerce Bank Ltd.		-	-
	Total		-	-
11(a)	Consolidated borrowings from other banks, financial institutions and agents			
	Inside Bangladesh			
	MIDAS Financing Ltd.	11	2,593,130,177	2,657,667,147
	MIDAS Investment Ltd.		35,232,303	228,875,922
	Adjustment for consolidation		(35,232,303)	(228,875,922)
			2,593,130,177	2,657,667,147
	Outside Bangladesh			
	MIDAS Financing Ltd.		-	-
	MIDAS Investment Ltd.		-	-
	Total		2,593,130,177	2,657,667,147
12	Deposits and other accounts			
	Term deposits	12.1	5,592,047,733	5,988,140,293
	Other Deposits		2,361,537	2,361,537
	Security deposits		18,412,072	17,926,369
	Advance lease rental		20,773,609	20,287,906
	Total		5,612,821,342	6,008,428,198
12.1	Term deposits			
	General deposits		5,492,047,733	5,888,140,293
	Deposit from other Banks and Financial institutions	12.2	100,000,000	100,000,000
	Total		5,592,047,733	5,988,140,293
12.2	Deposits from other banks and financial institutions			
	Agrani Bank Ltd.		100,000,000	100,000,000
	Total		100,000,000	100,000,000





Note	Particulars	Ref. Note	31 March 2023	31 Dec. 2022
			Taka	Taka
12(a)	Consolidated deposits and other accounts			
	Term deposits			
	MIDAS Financing Ltd.	12.1	5,592,047,733	5,988,140,293
	MIDAS Investment Ltd.		-	-
	Adjustment for consolidation		-	(205,000,000)
	Total		5,592,047,733	5,783,140,293
12(b)	Other deposits			
	MIDAS Financing Ltd.		20,773,609	20,287,906
	MIDAS Investment Ltd.		-	-
	Total		20,773,609	20,287,906
	5,612,821,342		5,803,428,198	
13	Other liabilities			
	Provision for lease, loans & advances		756,871,038	678,549,637
	Provision for investment in securities		59,682,357	52,182,357
	Provision for tax		215,814,188	211,587,607
	Deferred tax liability		8,193,123	8,193,123
	Interest payable on borrowings		9,772,377	6,786,975
	Interest payable on deposits		234,206,219	194,297,101
	Advance against installment		108,466,756	65,639,105
	Advance rent from MIDAS Centre & NGS		6,868,322	8,802,782
	Payable & provision against expenditure		22,940,364	17,448,547
	Interest suspense		466,362,286	392,182,594
	Provision for rental income & others		64,201,405	60,001,405
	Lease liabilities		10,557,920	11,430,117
	Unclaimed Dividend		1,343,130	1,343,130
	Total		1,965,279,483	1,708,444,480
13(a)	Consolidated other liabilities			
	MIDAS Financing Ltd.	13	1,965,279,483	1,708,444,480
	MIDAS Investment Ltd.		177,519,440	154,267,032
	Adjustment for consolidation		-	-
	Total		2,142,798,923	1,862,711,512
14	Share Capital			
14.1	Authorized Capital			
	200,000,000 ordinary shares of Tk. 10 each		2,000,000,000	2,000,000,000
14.2	Issued, Subscribed and Paid up Capital			
	At the beginning of the year		1,438,925,070	1,424,678,291
	Add: Bonus share issued		-	14,246,779
	Total at the end of the year		1,438,925,070	1,438,925,070
14.3	Shareholding position			
	Sponsor shareholders group		594,949,690	454,366,200
	General shareholders group		843,975,380	984,558,870
	Total		1,438,925,070	1,438,925,070
14.3.1	General shareholders group			
	Non resident		6,897,340	6,480,250
	Companies & institutions		381,977,380	383,584,860
	General public		455,100,660	594,493,760
	Total		843,975,380	984,558,870
14.4	Classification of shareholders by holding			
		No. of Shareholders	Percentage of holding shares	No. of shares
	Less than 500 shares	1806	0.16%	234,500
	501 to 5,000 shares	2353	3.03%	4,361,454
	5,001 to 10,000 shares	556	2.55%	3,676,449
	10,001 to 20,000 shares	389	3.58%	5,156,383
	20,001 to 30,000 shares	154	2.53%	3,645,240
	30,001 to 40,000 shares	80	1.90%	2,727,685
	40,001 to 50,000 shares	36	1.10%	1,587,587
	50,001 to 1,00,000 shares	81	3.83%	5,514,497
	1,00,001 & above shares	90	81.30%	116,988,712
	Total	5,545	100.00%	143,892,507





Note	Particulars	Ref. Note	31 March 2023	31 Dec. 2022
			Taka	Taka

14.5 Year wise details break up of raising paid up capital

Year	Declaration	No of shares	Value of shares	Paid up capital (Cumulative)
16-May-95	1st Allotment share	10,000	100,000	100,000
1996-1997	Allotment share	5,021,000	50,210,000	50,310,000
1999-2000	Allotment share	509,000	5,090,000	55,400,000
2002-2003	IPO	4,460,000	44,600,000	100,000,000
2003-2004	Bonus share	689,200	6,892,000	106,892,000
2004-2005	Bonus share	1,068,920	10,689,200	117,581,200
2004-2005	Right share	11,758,120	117,581,200	235,162,400
2005-2006	Bonus share	2,351,620	23,516,200	258,678,600
2006-2007	Bonus share	2,586,790	25,867,900	284,546,500
2007-2008	Bonus share	2,845,460	28,454,600	313,001,100
2008-2009	Bonus share	3,912,510	39,125,100	352,126,200
2009-2010	Bonus share	5,281,890	52,818,900	404,945,100
2010-2011	Bonus share	14,173,070	141,730,700	546,675,800
2011-2012	Bonus share	5,466,758	54,667,580	601,343,380
2014-2015	Right share	60,134,338	601,343,380	1,202,686,760
2018	Bonus share 2017	12,026,867	120,268,670	1,322,955,430
2019	Bonus share 2018	3,307,388	33,073,880	1,356,029,310
2020	Bonus share 2019	3,390,073	33,900,730	1,389,930,040
2021	Bonus share 2020	3,474,825	34,748,251	1,424,678,291
2022	Bonus share 2021	1,424,678	14,246,779	1,438,925,070

15 General reserve

Opening balance

Add: Addition during the year

Closing balance

-	-
-	-
-	-

16 Statutory reserve

Opening balance

Add: Addition during the year

Closing balance

143,091,535	140,714,913
-	2,376,622
143,091,535	143,091,535

NBFIs are required to transfer 20% of the profit to statutory reserve before declaration of dividend as per Financial Institutions Regulations, 1994. MIDAS Financing Limited (MFL) transfer 20% on post tax profit in compliance with the regulation.

17 Retained earnings

Opening balance

Add: Profit after tax

Less: Transfer to statutory reserve

Less: Issuance of stock dividend

Less: Issuance of cash dividend

Closing balance

81,591,098	100,578,168
(266,116,744)	11,883,110
-	(2,376,622)
-	(14,246,779)
-	(14,246,779)
(184,525,645)	81,591,098

17(a) Consolidated retained earnings

Opening balance

Add: Profit after tax

Less: Transfer to statutory reserve

Less: Issuance of stock dividend

Less: Issuance of cash dividend

Closing balance

87,114,824	109,384,298
(262,712,409)	8,600,706
-	(2,376,622)
-	(14,246,779)
-	(14,246,779)
(175,597,585)	87,114,824

18 Business commitments and contingencies

In the normal course of business, the Company makes various commitments and incurs certain contingent liabilities. No material losses are anticipated as a result of these transactions. These contingent liabilities and business commitments are quantified are below:

18.1 Contingent liabilities

Acceptances and endorsements

Letters of guarantee

Irrevocable letters of credit

Bills for collection

Total

-	-
-	-
-	-
-	-
-	-

18.2 Other commitments

Documentary credits and short term trade related transactions

Forward assets purchased and forward deposits placed

Undrawn note issuance and revolving underwriting facilities

Undrawn formal standby facilities, credit lines and other commitments

Claims against the bank not acknowledged as debts

Total

-	-
-	-
-	-
-	-
-	-





Note	Particulars	Ref. Note	31 March 2023	31-Mar-22
			Taka	Taka
19	Profit and loss account			
	Income			
	Interest income	20	115,932,008	173,378,222
	Dividend income	22	4,910,811	5,305,307
	Commission, exchange and brokerage		-	-
	Gains less losses arising from investment securities	22	-	660,502
	Other operating income	23	11,944,431	12,961,673
			132,787,250	192,305,704
	Expenses			
	Interest on deposits & borrowings, etc.	21	256,546,144	208,294,825
	Administrative expenses		40,696,752	38,023,242
	Other operating expenses	32	2,575,752	2,670,115
	Depreciation on fixed assets	31(a)	4,837,363	3,822,171
			304,656,012	252,810,353
	Profit before provision		(171,868,762)	(60,504,648)
20	Interest income			
	Interest on lease, loans & advances	20.1	110,170,620	168,291,265
	Interest on placement with other Banks & FIs	20.2	5,761,389	5,086,958
	Total		115,932,008	173,378,222
20.1	Interest on lease, loans & advances			
	Interest income on lease finance		15,234,444	14,500,059
	Interest income on term finance		82,422,152	116,350,263
	Interest on housing finance		10,726,042	34,023,674
	Interest on consumer credit		6,199	6,539
	Interest on staff loan		893,904	423,305
	Revenue from writeoff collection		887,879	2,987,425
	Total		110,170,620	168,291,265
20.2	Interest on placement with other Banks & FIs			
	Interest on FDR		5,757,926	4,716,250
	Interest on STD accounts		3,463	370,708
	Total		5,761,389	5,086,958
20(a)	Consolidated interest income			
	Interest on lease, loans & advances			
	MIDAS Financing Ltd.	20.1	110,170,620	168,291,265
	MIDAS Investment Ltd.		1,452,452	1,467,541
	Adjustment for consolidation		(1,102,297)	(6,774,681)
			110,520,775	162,984,124
	Interest on placement with other Banks & FIs			
	MIDAS Financing Ltd.	20.2	5,761,389	5,086,958
	MIDAS Investment Ltd.		956,667	4,561,000
	Adjustment for consolidation		(956,667)	(4,561,000)
	Total		116,282,163	168,071,082
21	Interest on deposits & borrowings, etc.			
	Interest paid on deposits		190,192,529	162,929,025
	Interest paid on borrowings	21.1	66,353,614	45,365,799
	Total		256,546,144	208,294,825
21.1	Interest paid on borrowings			
	Interest expenses on bank loan		55,285,488	26,012,844
	Interest expenses on call loan		-	1,136,042
	Interest expenses on re-financing loan		95,062	1,080,128
	Interest expenses- BD Bank SMEDP		31,250	97,500
	Interest Expenses - Bd Bank CMSME		-	23,250
	Interest expenses on lease liabilities		257,332	336,254
	Other financing cost		10,684,482	16,679,781
	Total		66,353,614	45,365,799
21(a)	Consolidated interest on deposits and borrowings, etc.			
	Interest paid on deposits			
	MIDAS Financing Ltd.		190,192,529	162,929,025
	MIDAS Investment Ltd.		32,000	52,514
	Adjustment for consolidation		(956,667)	(4,561,000)
			189,267,863	158,420,539





Note	Particulars	Ref. Note	31 March 2023	31-Mar-22
			Taka	Taka
	Interest paid on borrowings			
	MIDAS Financing Ltd.		66,353,614	45,365,799
	MIDAS Investment Ltd.		1,102,297	6,774,681
	Adjustment for consolidation		(1,102,297)	(6,774,681)
	Total		66,353,614	45,365,799
			255,621,477	203,786,338
22	Income from investment			
	Income from investment in shares		-	660,502
	Dividend income		4,910,811	5,305,307
	Total		4,910,811	5,965,809
22(a)	Consolidated income from investment			
	Income from investment in shares			
	MIDAS Financing Ltd.	22	-	660,502
	MIDAS Investment Ltd.		909,353	1,854,519
	Total		909,353	2,515,021
	Dividend income			
	MIDAS Financing Ltd.	22	4,910,811	5,305,307
	MIDAS Investment Ltd.		1,045,469	804,270
	Total		5,956,280	6,109,577
	Less: Dividend from subsidiary		-	-
	Total		6,865,633	8,624,598
23	Other operating income			
	Processing and other fees		762,549	2,085,048
	Sale of application form		9,700	17,500
	Rental income-MIDAS Centre & Nahar green		10,679,586	10,698,224
	Other income		492,596	158,533
	Gain on sale of fixed assets		-	2,369
	Total		11,944,431	12,961,673
23(a)	Consolidated other operating income			
	MIDAS Financing Ltd.	23	11,944,431	12,961,673
	MIDAS Investment Ltd.		6,665,417	6,989,423
	Total		18,609,848	19,951,096
24	Salary and allowances		32,882,869	29,256,488
24(a)	Consolidated salary & allowances			
	MIDAS Financing Ltd.	24	32,882,869	29,256,488
	MIDAS Investment Ltd.		1,778,852	775,445
	Total		34,661,721	30,031,933
25	Rent, taxes, insurances, electricity, etc.			
	Rates & taxes		85,708	131,285
	Office rent		36,054	36,054
	Insurance		116,429	181,640
	Utilities		2,713,212	2,445,896
	Total		2,951,403	2,794,876
25(a)	Consolidated rent, taxes, insurance, electricity, etc.			
	MIDAS Financing Ltd.	25	2,951,403	2,794,876
	MIDAS Investment Ltd.		335,455	140,813
	Total		3,286,858	2,935,689
26	Legal expenses			
	Legal/professional fees		362,250	389,595
	Other legal expenses/Non judicial stamp		96,850	434,521
	Total		459,100	824,116
26(a)	Consolidated legal expenses			
	MIDAS Financing Ltd.	26	459,100	824,116
	MIDAS Investment Ltd.		-	-
	Total		459,100	824,116





Note	Particulars	Ref. Note	31 March 2023	31-Mar-22
			Taka	Taka
27	Postage, stamp, telecommunication, etc.			
	Postage & courier expenses		45,219	51,468
	Telephone, mobile, fax and internet		994,012	683,210
	Total		1,039,231	734,678
27(a)	Consolidated postage, stamps, telecommunication, etc.	27		
	MIDAS Financing Ltd.		1,039,231	734,678
	MIDAS Investment Ltd.		50,619	45,778
	Total		1,089,850	780,456
28	Stationery, printing, advertisements, etc.			
	Stationery		142,307	259,211
	Printing		67,362	636,469
	Advertisement and publicity		294,371	252,314
	Signboard and banner		2,600	1,000
	Total		506,640	1,148,994
28(a)	Consolidated stationery, printing, advertisements, etc.	28		
	MIDAS Financing Ltd.		506,640	1,148,994
	MIDAS Investment Ltd.		17,886	15,085
	Total		524,526	1,164,079
29	Managing Director's salary and benefits		2,214,500	2,018,001
30	Directors' fees and expenses			
	Honorarium for attending meeting (including VAT)		237,600	334,400
	Incidental expenses for meeting		-	-
	Total		237,600	334,400
30(a)	Consolidated directors' fees and expenses			
	MIDAS Financing Ltd.		237,600	334,400
	MIDAS Investment Ltd.		-	24,000
	Total		237,600	358,400
31	Depreciation and repair of company's assets			
	i) Depreciation of company's assets (Annexure A)			
	Building		670,059	778,146
	Right of use of assets		1,079,241	1,173,589
	Office equipment		157,454	116,166
	Office furniture		274,629	287,946
	Motor vehicle		50,037	59,453
	Intangible asset		1,182,772	9,434
	Computer equipment		162,298	136,566
			3,576,491	2,561,299
	ii) Building (Investment property)		1,260,873	1,260,872
	iii) Repair of company's assets			
	Office repair and maintenance		260,829	603,890
	Car maintenance		97,143	261,680
			357,972	864,251
	Total (i+ii+iii)		5,195,335	4,686,422
31(a)	Consolidated depreciation and repair of company's assets			
	a) Depreciation of company's assets (Annexure B)			
	MIDAS Financing Ltd.	31(i)	3,576,491	2,561,299
	MIDAS Investment Ltd.		145,057	141,765
			3,721,548	2,703,064
	b) Building (Investment property)		2,112,670	2,134,510
	c) Repair of company's assets:			
	MIDAS Financing Ltd.	31(ii)	357,972	864,251
	MIDAS Investment Ltd.		87,337	8,158
			445,309	872,408
	Total (a+b+c)		6,279,526	5,709,982





Note	Particulars	Ref. Note	31 March 2023	31-Mar-22
			Taka	Taka
32	Other expenses			
	Fuel		36,784	60,330
	Traveling and conveyance		366,953	380,719
	Public relation and AGM expenses		-	-
	News paper & periodicals		5,518	(5,171)
	Business promotion & development		369,688	-
	Entertainment		383,291	431,367
	Training, seminar & workshop		12,138	17,250
	Membership fees & subscription		1,225,570	1,419,872
	Bank charge		174,016	242,986
	Share management expenses		1,793	6,011
	Miscellaneous expenses		-	116,751
	Loss on sale of fixed assets		-	-
	Total		2,575,752	2,670,115
32(a)	Consolidated other expenses	32		
	MIDAS Financing Ltd.		2,575,752	2,670,115
	MIDAS Investment Ltd.		409,940	72,198
	Total		2,985,692	2,742,313
33	Provision against loans, lease finance & others			
	General provisions	13.1 (a)	18,962,772	80,020,424
	Specific provisions	13.1 (b)	59,358,629	20,431,917
	Provisions for diminution in value of investments	13.2	7,500,000	14,542,486
	Other provisions		4,200,000	1,200,000
	Total		90,021,401	116,194,827
33(a)	Consolidated provision against loans, lease finance & others			
	General provisions			
	MIDAS Financing Ltd.		18,962,772	80,020,424
	MIDAS Investment Ltd.		-	-
	Total		18,962,772	80,020,424
33(b)	Specific provisions			
	MIDAS Financing Ltd.		59,358,629	20,431,917
	MIDAS Investment Ltd.		-	-
	Total		59,358,629	20,431,917
33(c)	Provisions for diminution in value of investments			
	MIDAS Financing Ltd.		7,500,000	14,542,486
	MIDAS Investment Ltd.		333,299	(4,142,290)
	Total		7,833,299	10,400,196
33(d)	Current tax			
	MIDAS Financing Ltd.		4,226,581	4,613,301
	MIDAS Investment Ltd.		1,446,975	2,204,690
	Total		5,673,556	6,817,991
33(e)	Deferred tax			
	MIDAS Financing Ltd.		-	(689,108)
	MIDAS Investment Ltd.		(274,068)	(278,322)
	Total		(274,068)	(967,430)
33(f)	Other provisions			
	MIDAS Financing Ltd.		4,200,000	1,200,000
	MIDAS Investment Ltd.		1,307,550	1,307,550
	Total		5,507,550	2,507,550
34	Earnings per share (EPS)			
	Net profit after tax (A)		(266,116,744)	(180,623,669)
	Number of ordinary shares outstanding (denominator) (B)		143,892,507	142,467,829
	Earnings per share (A/B) (Restated)		(1.85)	(1.27)
34(a)	Consolidated earnings per share (EPS)			
	Consolidated net profit after tax (A)		(262,712,381)	(172,962,618)
	Number of ordinary shares outstanding (denominator) (B)		143,892,507	142,467,829
	Earnings per share (A/B) (Restated)		(1.83)	(1.21)





Note	Particulars	Ref. Note	31 March 2023	31 Dec. 2022
			Taka	Taka
35	Net assets value (NAV) per share			
	Net assets (A)		1,397,490,960	1,663,607,702
	Number of ordinary shares outstanding (denominator) (B)		143,892,507	143,892,507
	Net assets value (NAV) per share (A/B) (Restated)		9.71	11.56
35(a)	Consolidated net assets value (NAV) per share			
	Net assets (A)		1,406,419,021	1,669,131,429
	Number of ordinary shares outstanding (denominator) (B)		143,892,507	143,892,507
	Consolidated net assets value (NAV) per share (A/B) (Restated)		9.77	11.60
			31 March 2023	31-Mar-22
			Taka	Taka
36	Net operating cash flow per share			
	Net operating cash flow (A)		95,796,060	60,589,736
	Number of ordinary shares outstanding (denominator) (B)		143,892,507	142,467,829
	Net operating cash flow per share (A/B) (Restated)		0.67	0.43
36(a)	Consolidated net operating cash flow per share			
	Net operating cash flow (A)		87,724,802	71,195,072
	Number of ordinary shares outstanding (denominator) (B)		143,892,507	142,467,829
	Consolidated net operating cash flow per share (A/B) (Restated)		0.61	0.50





Asset category	COST				DEPRECIATION / AMORTIZATION				WDV as on March 31, 2023
	Balance as on Jan 1, 2023	Addition/ transfer during the period	Disposal/ adjustment during the period	Balance as on March 31 2023	Balance as on Jan 1, 2023	Charged for the period	Adjustment/ transfer during the period	Balance as on March 31, 2023	
	Taka	Taka	Taka	Taka	Taka	Taka	Taka	Taka	
I. Free holds assets									
Land	18,005,518	-	-	18,005,518	-	-	-	-	18,005,518
Building	107,209,530	-	-	107,209,530	35,976,832	670,059	-	36,646,891	70,562,639
Right of use of assets	28,758,746	-	-	28,758,746	17,521,691	1,079,241	26,352	18,627,284	10,131,462
Office equipment	10,403,574	-	-	10,403,574	7,882,531	157,454	26,354	8,013,631	2,389,943
Furniture & fixtures	30,486,015	-	-	30,486,015	19,674,800	274,629	-	19,949,429	10,536,586
Motor vehicle	8,119,543	-	-	8,119,543	7,118,817	50,037	-	7,168,854	950,689
Computer equipment	15,619,162	306,124	-	15,925,286	12,046,711	162,298	-	12,209,009	3,716,277
Sub total	218,602,088	306,124	-	218,908,212	100,221,380	2,393,719	52,706	102,615,097	116,293,112
II. Intangible assets									
System & software	16,959,734	341,250	-	17,300,984	1,339,041	1,182,772	-	2,521,813	14,779,171
Total as on March 31, 2023	235,561,822	647,374	-	236,209,196	101,560,421	3,576,491	52,706	105,136,909	131,072,284
Total as on Dec 31, 2022	237,175,024	17,392,182	19,005,384	235,561,822	96,909,132	10,537,054	5,885,765	101,560,421	134,001,400

Asset category	COST				DEPRECIATION / AMORTIZATION				WDV as on March 31, 2023
	Balance as on Jan 1, 2023	Addition/ transfer during the period	Disposal/ adjustment during the period	Balance as on March 31 2023	Balance as on Jan 1, 2023	Charged for the period	Adjustment/ transfer during the period	Balance as on March 31, 2023	
	Taka	Taka	Taka	Taka	Taka	Taka	Taka	Taka	
I. Free holds assets									
Land	35,661,445	-	-	35,661,445	-	-	-	-	35,661,445
Building	129,370,868	-	-	129,370,868	40,494,451	780,332	-	41,274,784	88,096,084
Right of use of assets	28,758,746	-	-	28,758,746	17,521,692	1,079,241	26,352	18,627,284	10,131,462
Office equipment	10,568,851	-	-	10,568,851	8,238,453	159,876	26,354	8,371,975	2,196,876
Furniture & fixtures	31,514,707	450,114	-	31,964,821	20,205,110	294,172	-	20,499,282	11,465,539
Motor vehicle	8,119,543	-	-	8,119,543	7,118,817	50,037	-	7,168,854	950,689
Computer equipment	16,665,306	357,724	-	17,023,030	13,140,252	163,445	-	13,303,697	3,719,333
Sub total	260,659,466	807,838	-	261,467,304	106,718,775	2,527,103	52,706	109,245,877	152,221,425
II. Intangible assets									
System & software	18,114,734	341,250	-	18,455,984	2,338,404	1,194,445	-	3,532,848	14,923,136
Total as on March 31, 2023	278,774,200	1,149,088	-	279,923,288	109,057,180	3,721,548	52,706	112,778,726	167,144,562
Total as on Dec 31, 2022	280,387,402	17,392,182	19,005,384	278,774,200	103,858,166	11,084,777	5,885,765	109,057,179	169,717,022





MIDAS Financing Limited
Investment Property
For the period ended March 31, 2023

ANNEXURE-C

Asset category	COST				DEPRECIATION				WDV as on March 31, 2023
	Balance as on Jan 1, 2023	Addition/transfer during the period	Disposal/adjustment during the period	Balance as on March 31, 2023	Balance as on Jan 1, 2023	Charged for the period	Adjustment/transfer during the period	Balance as on March 31, 2023	
	Taka	Taka	Taka	Taka	Taka	Taka	Taka	Taka	
Nahar Green	63,390,907	-	-	63,390,907	21,611,228	396,193	-	22,007,421	41,383,486
MIDAS Centre	138,348,874	-	-	138,348,874	47,165,873	864,680	-	48,030,553	90,318,321
Total as on March 31, 2023	201,739,781	-	-	201,739,781	68,777,101	1,260,873	-	70,037,974	131,701,807

MIDAS Financing Limited
Investment Property
For the period ended December 31, 2022

Asset category	COST				DEPRECIATION				WDV as on December 31, 2022
	Balance as on Jan 1, 2022	Addition/transfer during the period	Disposal/adjustment during the period	Balance as on Dec 31, 2022	Balance as on Jan 1, 2022	Charged for the period	Adjustment/transfer during the period	Balance as on Dec 31, 2022	
	Taka	Taka	Taka	Taka	Taka	Taka	Taka	Taka	
Nahar Green	63,390,907	-	-	63,390,907	20,026,455	1,584,773	-	21,611,228	41,779,679
MIDAS Centre	138,348,874	-	-	138,348,874	43,707,157	3,458,716	-	47,165,873	91,183,001
Total as on Dec 31, 2022	201,739,781	-	-	201,739,781	63,733,612	5,043,489	-	68,777,101	132,962,680

MIDAS Financing Limited and its subsidiary
Investment Property
For the period ended March 31, 2023

ANNEXURE-D

Asset category	COST				DEPRECIATION				WDV as on March 31, 2023
	Balance as on Jan 1, 2023	Addition/transfer during the period	Disposal/adjustment during the period	Balance as on March 31, 2023	Balance as on Jan 1, 2023	Charged for the period	Adjustment/transfer during the period	Balance as on March 31, 2023	
	Taka	Taka	Taka	Taka	Taka	Taka	Taka	Taka	
MIDAS Financing Ltd.	201,739,781	-	-	201,739,781	68,777,101	1,260,873	-	70,037,974	131,701,807
MIDAS Investment Ltd.	176,450,707	-	-	176,450,707	40,163,216	851,797	-	41,015,013	135,435,694
Total as on March 31, 2022	378,190,488	-	-	378,190,488	108,940,317	2,112,670	-	111,052,987	267,137,501

MIDAS Financing Limited and its subsidiary
Investment Property
For the period ended December 31, 2022

Asset category	COST				DEPRECIATION				WDV as on December 31, 2022
	Balance as on Jan 1, 2022	Addition/transfer during the period	Disposal/adjustment during the period	Balance as on Dec 31, 2022	Balance as on Jan 1, 2022	Charged for the period	Adjustment/transfer during the period	Balance as on Dec 31, 2022	
	Taka	Taka	Taka	Taka	Taka	Taka	Taka	Taka	
MIDAS Financing Ltd.	201,739,781	-	-	201,739,781	63,733,612	5,043,489	-	68,777,101	132,962,680
MIDAS Investment Ltd.	176,450,707	-	-	176,450,707	36,668,665	3,494,551	-	40,163,216	136,287,491
Total as on Dec 31, 2022	378,190,488	-	-	378,190,488	100,402,277	8,538,040	-	108,940,317	269,250,171

