






**MIDAS Financing Limited and its Subsidiary**  
**Consolidated Profit and Loss Account**  
**For the Period ended on 31 December 2015**

Particulars	Amount in Taka		(Provisional and Un-audited) Amount in Taka	
	1st July 2015 to 31st Dec 2015	1st July 2014 to 31st Dec 2014	1st Oct 2015 to 31st Dec 2015	1st Oct 2014 to 31st Dec 2014
	Interest Income	295,596,913	266,445,586	156,659,185
Less: Interest paid on Deposits & Borrowings etc.	234,610,508	240,785,835	121,752,235	118,367,888
<b>Net Interest Income</b>	<b>60,986,405</b>	<b>25,659,751</b>	<b>34,906,950</b>	<b>28,711,287</b>
Income from Investment in Securities	39,482,241	29,382,648	(18,298,676)	5,268,281
Commission, Exchange and Brokerage	-	-	-	-
Other Operating Income	48,959,909	37,391,019	27,875,070	19,923,917
	<b>88,442,150</b>	<b>66,773,667</b>	<b>9,576,394</b>	<b>25,192,198</b>
<b>Total Operating Income</b>	<b>149,428,555</b>	<b>92,433,418</b>	<b>44,483,343</b>	<b>53,903,486</b>
	-	-	-	-
Salaries and Allowances	53,682,062	46,708,418	25,670,683	20,165,256
Rent, Taxes, Insurances, Electricity etc.	8,018,652	8,620,887	4,285,184	3,588,026
Legal Expenses	2,942,879	1,305,351	1,820,488	700,422
Postage, Stamps, Telecommunication etc.	2,044,212	1,696,524	941,354	918,373
Stationery, Printings, Advertisements etc.	1,984,959	2,077,334	896,577	840,196
Managing Director's Salary and Allowances	3,268,998	3,268,998	1,349,499	1,349,498
Directors' Fees and Expenses	464,917	655,500	257,917	373,750
Auditors' Fees	6,250	-	6,250	-
Depreciation & Repairs of NBFI's Assets	12,686,988	10,510,765	5,474,820	5,253,229
Other Expenses	5,380,198	5,769,850	3,758,324	2,567,541
<b>Total Operating Expenses</b>	<b>90,480,116</b>	<b>80,613,627</b>	<b>44,461,096</b>	<b>35,756,291</b>
	-	-	-	-
<b>Profit before Provision</b>	<b>58,948,439</b>	<b>11,819,791</b>	<b>22,248</b>	<b>18,147,195</b>
General Provisions for Unclassified Investment	17,381,726	62,772	3,413,587	(733,528)
Specific provisions for Classified Investment	(10,007,493)	153,300,553	(30,976,932)	57,398,909
Provisions for Investment in Securities	2,303,690	1,000,000	(4,900,907)	1,000,000
<b>Total Provision</b>	<b>9,677,923</b>	<b>154,363,325</b>	<b>(32,464,252)</b>	<b>57,665,381</b>
<b>Total Profit before Provisions for Taxation</b>	<b>49,270,516</b>	<b>(142,543,534)</b>	<b>32,486,500</b>	<b>(39,518,186)</b>
Current Tax Expenses	5,920,183	4,238,884	4,256,923	1,878,023
Deferred Tax Expenses	-	-	-	-
	<b>5,920,183</b>	<b>4,238,884</b>	<b>4,256,923</b>	<b>1,878,023</b>
<b>Net Profit after Taxation</b>	<b>43,350,333</b>	<b>(146,782,418)</b>	<b>28,229,577</b>	<b>(41,396,209)</b>
Non-Controlling Interest	58	47.40	26	23
Net Profit/(Loss) attributable to the shareholders of the Company	<b>43,350,275</b>	<b>(146,782,465)</b>	<b>28,229,551</b>	<b>(41,396,233)</b>
<b>Earnings Per Share (Restated)</b>	<b>0.36</b>	<b>(1.22)</b>	<b>0.23</b>	<b>(0.20)</b>

 Chairman
  Director
  Managing Director
  Chief Financial Officer
  Company Secretary

Dated: Dhaka  
 January 24, 2016